




# Before and After the Report




▶ Install the guardrail to prevent falling accidents




▶ Repair the apartment wall by the sidewalk



▶ Fix the crack on the pedestrian overpass



▶ Install the protective wall to block falling rocks



## Safety e-Report



[www.safetyreport.go.kr](http://www.safetyreport.go.kr)

KOREAN

ENGLISH



# Safety e-Report

Report Risk Factors in Daily Lives to the

Report risk factors in daily lives to the  
**Safety e-Report**



Ministry of the Interior and Safety

# What is the 'Safety e-Report'?



## What is the 'Safety e-Report'?

It reports risk factors to relevant government agencies through the PC or mobile to protect the public safety from disasters, accidents and risks.



## Report All the Risk Factors!



School safety



Daily safety



Transport safety



Industrial safety



Ocean safety



Facility safety



Social safety



Other agencies, etc.



**All Risk FACTORS**

# How to Install



## Safety e-Report App Installation

1 Launch Google Play Store (App Store for iPhone)



2 Find and install the Safety e-Report App



<Main Page of the App>



<Safety Video Corner>



# How to Use



1 Launch the Safety e-Report App



< Portal >



2 Attach Picture, Video, Risk factors Mark the Location



3 Description Submit Received



⚠️ Description ⚠️ Report through video  
The manhole cover is broken. Please fix it.